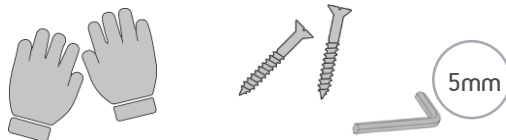
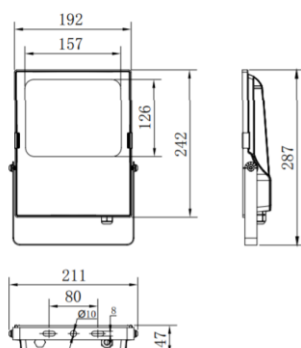


NEEDED FOR MOUNTING

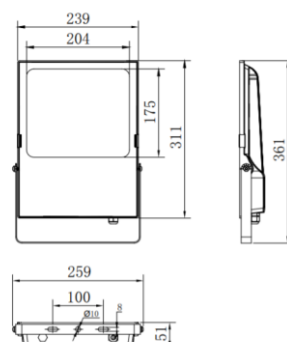


FLOODLIGHT DIMENSIONS (mm)

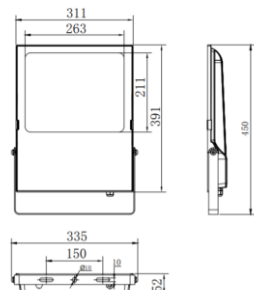
50W



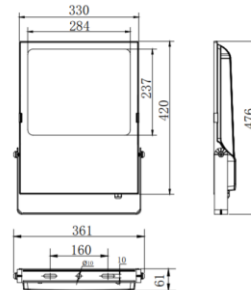
100W



150W



200W



WARNING

- Turn power off before inspection, installation or removal.
- Properly ground electrical enclosure.
- Luminaire may fall down if not installed properly.
- Avoid direct eye exposure to the light source while it is on.
- Do not operate luminaire with damaged parts.
- To prevent wiring damage or abrasion, do not expose wiring to edges of sheet metal or other sharp objects.
- The manufacturer shall not be liable for any damage resulting from inappropriate modifications to the luminaire or faulty installation.
- Do not cover the luminaire with any objects
- Do not mount the luminaire onto ordinary combustible materials directly in any circumstances.
- Do not use the product in a closed environment.



If you have any questions, contact the manufacturer.

5
YEARS
WARRANTY

IP65

RoHS
Compliant

CE



F

LOONLUX SL FLOODLIGHT

INSTALLATION GUIDE

