


CROWN OPTO S+

Less modules for
your projects.



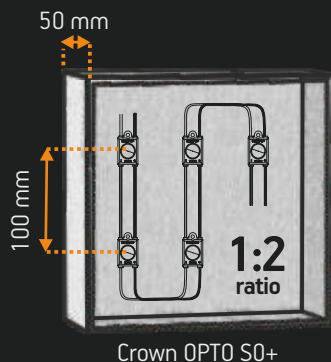
PERFECT FOR YOUR SIGNAGE PROJECTS

Crown OPTO S+ series is a new solution for uniform illumination of single-sided lightboxes and bigger channel letters with depth ranging from 40 to 180 mm.



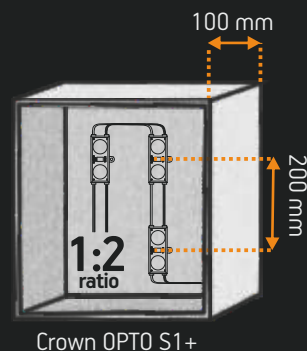
ECONOMY DEPTH/PITCH RATIO

Thanks to the new optics we use in S+ series, the distance between centers of modules can be equal to the double depth of a signage application.



As a result, less modules per square meter are needed.

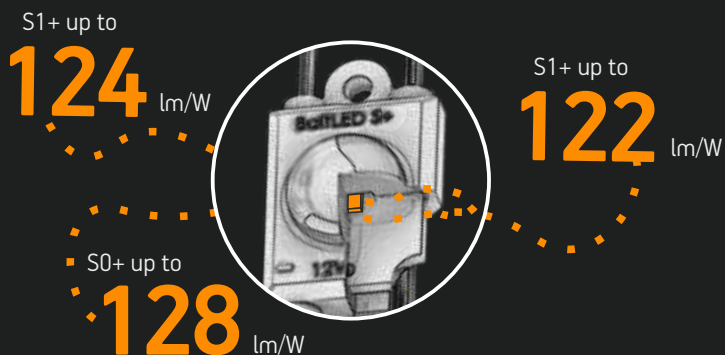
less modules → less work → more profit

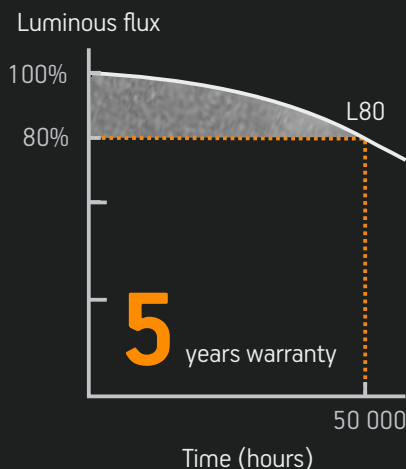


ATTENTION-GRABBING BRIGHTNESS

Brightness is one of the key factors that attract attention to sign. Thanks to the new and more powerful LEDs, S+ series brightness reaches up to 128 lm from watt.

What does it mean? The more efficient are the modules, the less of them are needed to achieve desired brightness.





5-YEAR **L80 50000 H:** INSTALL AND CHILL

Powered with new more durable LEDs, S+ series come with the highest lifetime ever - L80 50000 h for 5-year period.

What does it mean? After 50 000 h, S+ will have at least 80% of their initial light output. Thus, use them in any project without any hesitation.



FINGER LIFT: TAKE IT EASY

How long does it take to peel of a protective layer from double-sided tape? Usually it takes... too long.

To save installation time, S+ series come with a finger lift edge liner for quick and easy removal of the protective layer.

To fix 9 modules took



using 3M adhesive tape

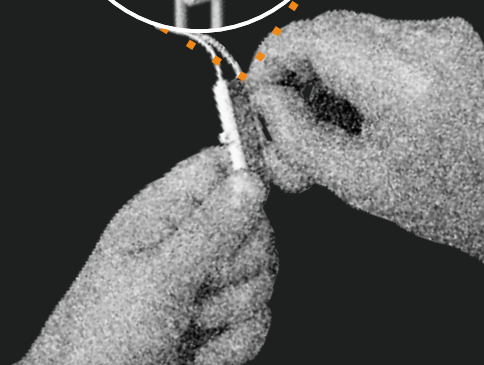

Up to

33%
faster

To fix 9 modules took



using 3M adhesive tape
with fingerlift



LET'S GET TECHNICAL

	CROWN OPTO S0+	CROWN OPTO S1+	CROWN OPTO S3+
APPLICATION	Single-sided lighboxes and bigger channel letters		
RECOMMENDED DEPTH	40 - 90 mm	80 - 140 mm	120 - 200 mm
DIMENSIONS (L x W x H)	30.5 x 17.5 x 10.6 mm	47.4 x 17.5 x 10.6 mm	71.4 x 17.6 x 9.8 mm
CC DISTANCE	170 mm	250 mm	350 mm
CCT	6500 K, 4000 K, 3000 K, red, green, blue	6500 K, 4000 K, 3000 K, red, green, blue	6500 K, 4000 K, 3000 K
BINNING	3 SMDC	3 SMDC	3 SMDC
SUPPLY VOLTAGE	12 VDC	12 VDC	12 VDC
POWER	0.5 W, 0.4 W	1.0 W, 0.9 W	1.45 W
LUMEN OUTPUT	64 lm, 63 lm, 50 lm, 44 lm, 22 lm, 11 lm,	122 lm, 121 lm, 93 lm, 85 lm, 34 lm, 20 lm	180 lm, 171 lm, 143 lm
CERTIFICATION	CE and RoHS		
IP CLASS	IP67		
LIFETIME	L80 50,000 h		
WARRANTY	5 years (24/7)		



E-mail: info@baltled.com
Phone: +370 532 390 00
Website: www.baltled.com

For samples: signage@baltled.com

©All rights reserved, BaltLED UAB.
Specifications are subject to change without notice.

